



Comhairle Chontae na Gaillimhe
Galway County Council

Galway County Council

Water Services Section

© Galway County Council

All Rights Reserved.

No part of this film may be reproduced or transmitted
in any form without the permission of
Galway County Council

Digitised in 2018



Comhairle Chontae na Gallímhíe
Galway County Council

**Galway County Council
Water Services Section**

**Tuam Sewerage Scheme,
Drawings, 1928-1945**

GC/WS/CS/12/001

Galway County Council Archives



Comhairle Chontae na Gallimhe
Galway County Council

**Tuam Sewerage Scheme,
Details of Manholes. Flush Tanks etc**

Signed by Engineer 24 January 1928

Scale 4 ft – 1"

(In poor physical condition)

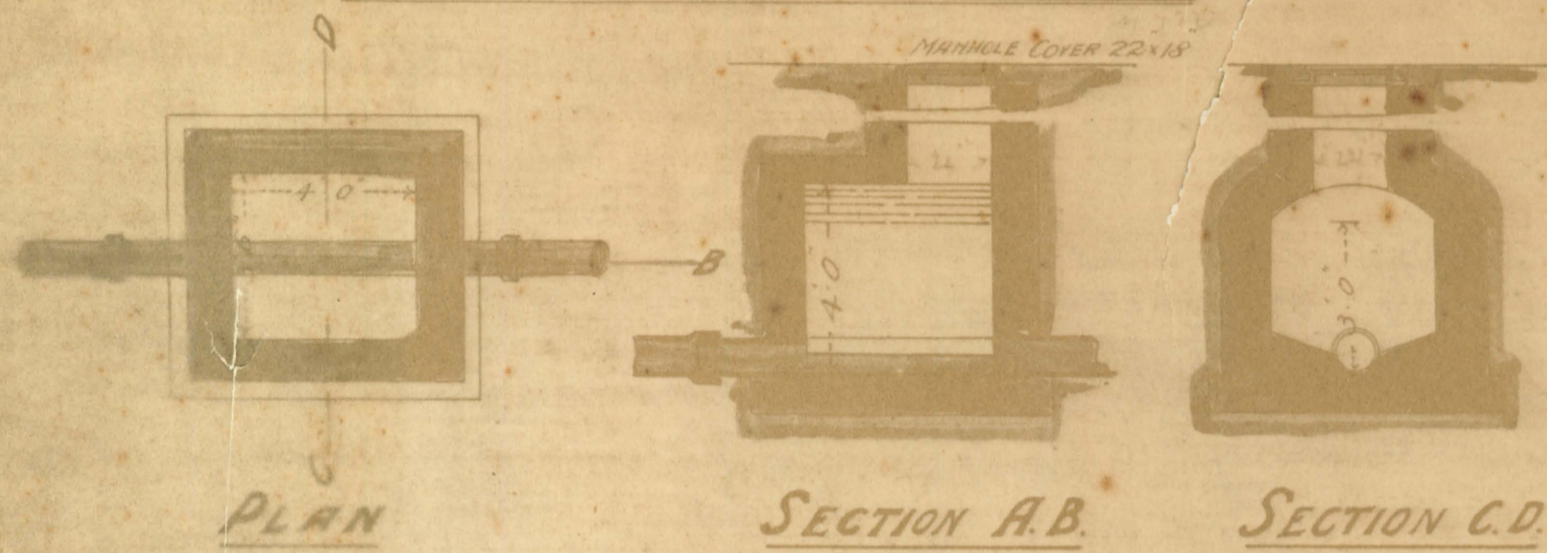
GC/WS/CS/12/001 (1)

TUAM SEWERAGE.

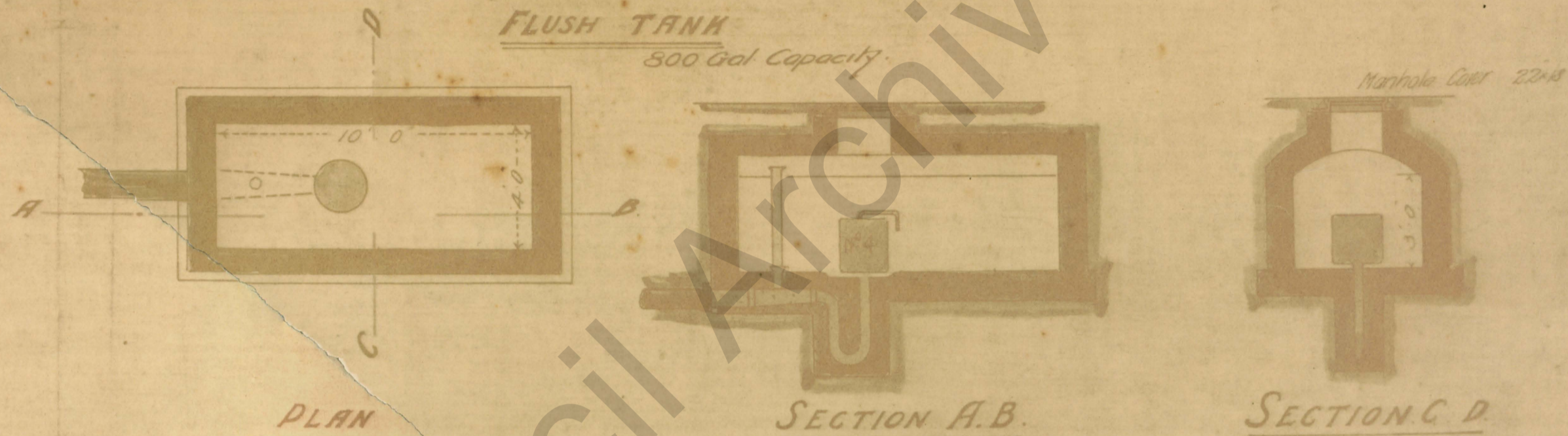
DETAILS OF MANHOLES. FLUSH TANKS, ETC

SCALE 4 FEET = 1 INCH


MANHOLES 5 1/2 FEET DEEP AND OVER




FLUSH TANK 500 Gal Capacity




JUNCTION HIGH AND LOW LEVEL SEWERS




LAMPHOLE




STORM OVERFLOW No. 1



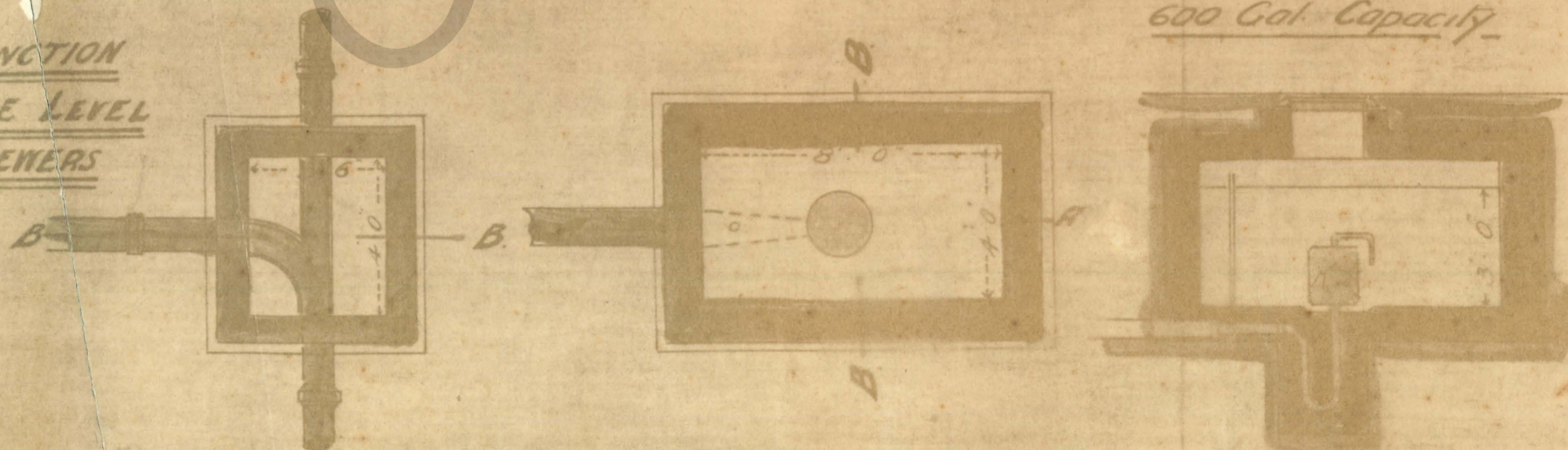
STORM OVERFLOW No. 2




GRIT CHAMBER



FLUSH TANK 600 Gal Capacity



MANHOLES UNDER 5 1/2 FEET DEEP



SECTION B.B.

PLAN

PLAN

SECTION A.A.

SECTION B.B.

SECTION A.B.

PLAN

Hollins 62
24-1-28